


RUN DATE:11/09/12 02:53 PM

REPORT-EL45A PAGE 001

	TOTAL VOTES	%	ELECTION DAY	EARLY VOTE	TO PROVIS	VOTE T
PRECINCTS COUNTED (OF 16)	16	100.00				
REGISTERED VOTERS - TOTAL	6,144					
BALLOTS CAST - TOTAL	3,789		2,827	922		40
VOTER TURNOUT - TOTAL		61.67				
President and Vice President						
Vote for 1						
(WITH 16 OF 16 PRECINCTS COUNTED)						
Romney/Ryan (REP)	2,443	65.34	1,856	557		30
Obama/Biden (DEM)	1,191	31.85	853	328		10
Johnson/Gray (LIB)	67	1.79	57	10		0
Terry/Smith (BP)	26	.70	19	7		0
WRITE-IN	12	.32	9	3		0
Over Votes	12		3	9		0
Under Votes	38		30	8		0
US Senator						
Vote for 1						
(WITH 15 OF 15 PRECINCTS COUNTED)						
Deb Fischer (REP)	2,312	62.03	1,769	519		24
Bob Kerrey (DEM)	1,412	37.89	1,006	390		16
WRITE-IN	3	.08	2	1		0
Over Votes	0		0	0		0
Under Votes	62		50	12		0
Representative in Congress Dist 3						
Vote for 1						
(WITH 15 OF 15 PRECINCTS COUNTED)						
Adrian Smith (REP)	2,254	66.73	1,702	528		24
Mark Sullivan (DEM)	1,119	33.13	805	303		11
WRITE-IN	5	.15	0	4		1
Over Votes	0		0	0		0
Under Votes	412		320	88		4
Public Service Commissioner						
Vote for 1						
(WITH 15 OF 15 PRECINCTS COUNTED)						
Frank Landis (REP)	2,699	98.97	2,024	645		30
WRITE-IN	28	1.03	20	8		0
Over Votes	0		0	0		0
Under Votes	1,060		783	267		10
County Commissioner Dist 2						
Vote for 1						
(WITH 5 OF 5 PRECINCTS COUNTED)						
David D. Sickel (REP)	982	71.57	689	281		12
Jimmy Coonce (DEM)	387	28.21	270	113		4
WRITE-IN	3	.22	2	1		0
Over Votes	2		1	1		0
Under Votes	47		23	22		2



RUN DATE:11/09/12 02:53 PM

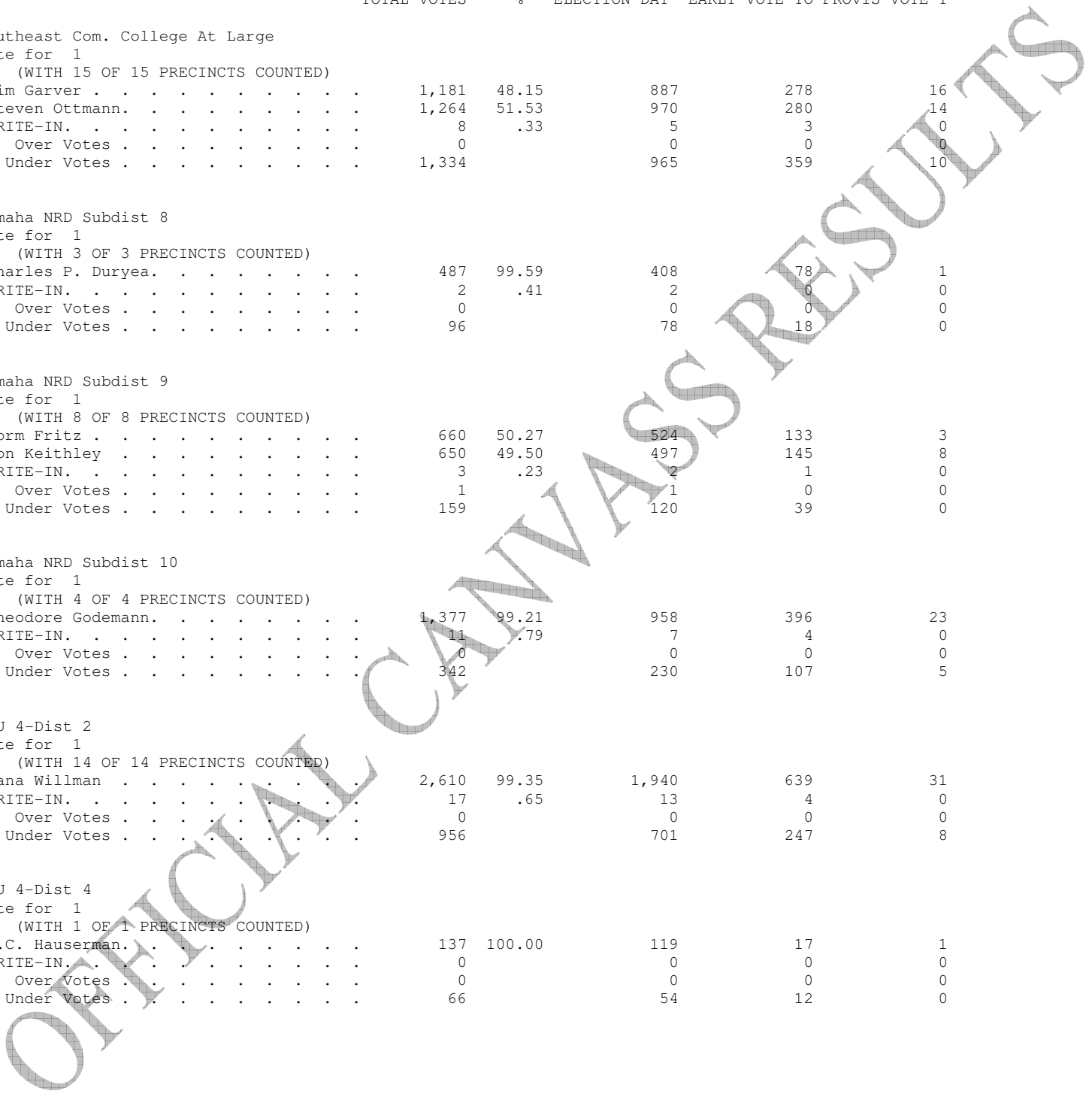
REPORT-EL45A PAGE 002

	TOTAL VOTES	%	ELECTION DAY	EARLY VOTE	TO PROVIS	VOTE T
County Commissioner Dist 3						
Vote for 1 (WITH 8 OF 8 PRECINCTS COUNTED)						
James M. Standerford (REP)	685	53.98	557	124		4
Michael Wintz (DEM)	584	46.02	476	106		2
WRITE-IN	0		0	0		0
Over Votes	0		0	0		0
Under Votes	78		70	8		0
 Member of Legislature Dist 1						
Vote for 1 (WITH 15 OF 15 PRECINCTS COUNTED)						
Jerry Joy	2,045	56.40	1,534	490		21
Dan Watermeier	1,580	43.57	1,188	376		16
WRITE-IN	1	.03	1	0		0
Over Votes	1		1	0		0
Under Votes	162		103	56		3
 Retain Fitzgerald						
Vote for 1 (WITH 15 OF 15 PRECINCTS COUNTED)						
Yes	1,980	64.22	1,451	501		28
No	1,103	35.78	864	233		6
Over Votes	0		0	0		0
Under Votes	704		512	186		6
 Retain Johnson						
Vote for 1 (WITH 15 OF 15 PRECINCTS COUNTED)						
Yes	1,939	63.66	1,426	484		29
No	1,107	36.34	868	235		4
Over Votes	4		3	1		0
Under Votes	736		530	199		7
 Board of Regents Dist 5						
Vote for 1 (WITH 15 OF 15 PRECINCTS COUNTED)						
Lavon L. Heidemann	2,673	77.12	1,997	654		22
Mike Jones	790	22.79	606	172		12
WRITE-IN	3	.09	2	1		0
Over Votes	0		0	0		0
Under Votes	322		222	94		6
 Southeast Com. College Dist 2						
Vote for 1 (WITH 15 OF 15 PRECINCTS COUNTED)						
Kathy A. Boellstorff	2,617	99.58	1,971	617		29
WRITE-IN	11	.42	8	3		0
Over Votes	0		0	0		0
Under Votes	1,159		848	300		11

RUN DATE:11/09/12 02:53 PM

REPORT-EL45A PAGE 003

	TOTAL VOTES	%	ELECTION DAY	EARLY VOTE	TO PROVIS	VOTE T
Southeast Com. College At Large						
Vote for 1						
(WITH 15 OF 15 PRECINCTS COUNTED)						
Jim Garver	1,181	48.15	887	278		16
Steven Ottmann.	1,264	51.53	970	280		14
WRITE-IN.	8	.33	5	3		0
Over Votes	0		0	0		0
Under Votes	1,334		965	359		10
Nemaha NRD Subdist 8						
Vote for 1						
(WITH 3 OF 3 PRECINCTS COUNTED)						
Charles P. Duryea.	487	99.59	408	78		1
WRITE-IN.	2	.41	2	0		0
Over Votes	0		0	0		0
Under Votes	96		78	18		0
Nemaha NRD Subdist 9						
Vote for 1						
(WITH 8 OF 8 PRECINCTS COUNTED)						
Norm Fritz	660	50.27	524	133		3
Jon Keithley	650	49.50	497	145		8
WRITE-IN.	3	.23	2	1		0
Over Votes	1		1	0		0
Under Votes	159		120	39		0
Nemaha NRD Subdist 10						
Vote for 1						
(WITH 4 OF 4 PRECINCTS COUNTED)						
Theodore Godemann.	1,377	99.21	958	396		23
WRITE-IN.	11	.79	7	4		0
Over Votes	0		0	0		0
Under Votes	342		230	107		5
ESU 4-Dist 2						
Vote for 1						
(WITH 14 OF 14 PRECINCTS COUNTED)						
Lana Willman	2,610	99.35	1,940	639		31
WRITE-IN.	17	.65	13	4		0
Over Votes	0		0	0		0
Under Votes	956		701	247		8
ESU 4-Dist 4						
Vote for 1						
(WITH 1 OF 1 PRECINCTS COUNTED)						
J.C. Hauserman.	137	100.00	119	17		1
WRITE-IN.	0		0	0		0
Over Votes	0		0	0		0
Under Votes	66		54	12		0



	TOTAL VOTES	%	ELECTION DAY	EARLY VOTE	TO PROVIS	VOTE T
Noxious Weed Board						
Vote for 3						
(WITH 15 OF 15 PRECINCTS COUNTED)						
Eldon Snoke.	1,867	27.63	1,395	461		11
Dan Wittwer.	2,391	35.39	1,770	592		29
Darren Eickhoff	2,453	36.31	1,822	606		25
WRITE-IN.	45	.67	29	15		1
Over Votes	3		0	3		0
Under Votes	4,602		3,465	1,083		54

			Election Day Richardson	Early Vote Richardson	Provisional Richardson	Nemaha County
School Board 56						
Vote for 3						
(WITH 12 OF 12 PRECINCTS COUNTED)						
Scott Hollens	1,624	24.74	1,190	415	2	17
Eddie Joe Harris	1,889	28.79	1,355	515	2	17
Tedd Gilkerson.	1,374	20.92	1,032	322	3	17
Kathryn J. Bartek.	1,668	25.40	1,185	463	3	17
WRITE-IN.	10	.15	7	2		1
Over Votes	6		6	0		0
Under Votes	1,512		1,033	470		9

			Election Day Richardson	Early Vote Richardson	Provisional Richardson	Pawnee County	Johnson County	Nemaha County
School Board 70								
Vote for 3								
(WITH 9 OF 9 PRECINCTS COUNTED)								
Joe Standerford	618	135	364	10	72	34	3	3
Sandy Stalder	635	152	346	10	77	48	2	2
Ben Steffen.	624	116	365	13	87	42	1	1
Rock A. Herr	819	167	502	7	98	41	4	4
Mike Bredemeier	680	109	405	5	91	66	4	4
Corey Hain	621	152	354	11	75	25	4	4
WRITE-IN.	2		2	0	0	3	0	0
Over Votes	0		0	0	0	0	0	0
Under Votes	411		335	76		0	0	0

School Board 23						
Vote for 3						
(WITH 1 OF 1 PRECINCTS COUNTED)						
Lonnie Neddeneriep.	0		0		0	0
David Bohling	0		0		0	0
Brian Clark.	0		0		0	0
Steve Clark.	0		0		0	0
WRITE-IN.	0		0		0	0
Over Votes	0		0		0	0
Under Votes	0		0		0	0

School Board 1						
Vote for 2						
(WITH 1 OF 1 PRECINCTS COUNTED)						
Robert Voigtlander	0		0		0	0
Randall D. Niss	0		0		0	0
A.J. Tomky	0		0		0	0
WRITE-IN.	0		0		0	0
Over Votes	0		0		0	0
Under Votes	0		0		0	0

RUN DATE:11/09/12 02:53 PM

REPORT-EL45A PAGE 005

TOTAL VOTES % ELECTION DAY EARLY VOTE TO PROVIS VOTE T

Falls City Council Ward 1

Vote for 1

(WITH 1 OF 1 PRECINCTS COUNTED)

Mike Dougherty	328	66.94	211	113	4
Randy Raney	160	32.65	110	44	6
WRITE-IN	2	.41	1	1	0
Over Votes	0		0	0	0
Under Votes	64		35	28	1

Falls City Council Ward 2

Vote for 1

(WITH 1 OF 1 PRECINCTS COUNTED)

Angie Nolte	388	98.98	274	109	5
WRITE-IN	4	1.02	1	3	0
Over Votes	0		0	0	0
Under Votes	67		40	27	0

Falls City Council Ward 3

Vote for 1

(WITH 1 OF 1 PRECINCTS COUNTED)

Steve Scholl	236	58.13	175	56	5
Peggy Davidson	169	41.63	129	36	4
WRITE-IN	1	.25	1	0	0
Over Votes	0		0	0	0
Under Votes	20		14	6	0

Falls City Council Ward 4

Vote for 1

(WITH 1 OF 1 PRECINCTS COUNTED)

James Wisdom	248	97.64	178	67	3
WRITE-IN	6	2.36	4	2	0
Over Votes	0		0	0	0
Under Votes	37		22	15	0

Falls City Airport Authority

Vote for 1

(WITH 4 OF 4 PRECINCTS COUNTED)

Ed O'Grady	1,453	99.52	1,016	412	25
WRITE-IN	7	.48	4	2	1
Over Votes	0		0	0	0
Under Votes	270		175	93	2

City of Falls City Burning Ban

Vote for 1


(WITH 4 OF 4 PRECINCTS COUNTED)

Yes (For said burning ban)	781	46.68	557	215	9
No (Against said burning ban)	892	53.32	601	273	18
Over Votes	4		3	1	0
Under Votes	54		34	19	1

RUN DATE:11/09/12 02:53 PM

REPORT-EL45A PAGE 006

	TOTAL VOTES	%	ELECTION DAY	EARLY VOTE	TO PROVIS	VOTE T
Humboldt City Council Ward 1						
Vote for 1						
(WITH 1 OF 1 PRECINCTS COUNTED)						
Chuck Nanninga (BP)	79	44.63	65	14		0
Jason D. James (BP)	98	55.37	80	17		1
WRITE-IN.	0		0	0		0
Over Votes	0		0	0		0
Under Votes	8		5	3		0
Humboldt City Council Ward 2						
Vote for 1						
(WITH 1 OF 1 PRECINCTS COUNTED)						
Crystal Dunekacke.	119	69.19	100	19		0
John D. Cooper.	53	30.81	40	13		0
WRITE-IN.	0		0	0		0
Over Votes	0		0	0		0
Under Votes	12		10	2		0
Barada Village Board						
Vote for 3						
(WITH 1 OF 1 PRECINCTS COUNTED)						
WRITE-IN.	15	100.00	13	2		0
**Steve Darveau	5					
**Randy Handley	3					
**Cortisa Handley	3					
Carolyn Meckstroth-elected in 2010	3					
Judy Handley	1					
Over Votes	0		0	0		0
Under Votes	12		11	1		0
Dawson Village Board						
Vote for 2						
(WITH 1 OF 1 PRECINCTS COUNTED)						
Phil Fisher.	40	68.97	30	10		0
WRITE-IN.	18	31.03	9	9		0
**Anna Burns	3					
Larry Koch	2					
Other single votes	13					
Over Votes	0		0	0		0
Under Votes	74		61	13		0
Rulo Village Board						
Vote for 2						
(WITH 1 OF 1 PRECINCTS COUNTED)						
Glen E. Kelley.	54	48.21	44	9		1
Kraig Coonce	52	46.43	41	10		1
WRITE-IN.	6	5.36	6	0		0
Over Votes	0		0	0		0
Under Votes	44		37	7		0
Salem Village Board						
Vote for 3						
(WITH 1 OF 1 PRECINCTS COUNTED)						
Ron Chandler	26	35.14	21	5		0
Mary Jane Wessel	35	47.30	27	8		0
WRITE-IN.	13	17.57	9	4		0
**Trudy Rowley	4					
Heather Lendermon	3					
Other single votes	6					
Over Votes	0		0	0		0
Under Votes	46		36	10		0



	TOTAL VOTES	%	ELECTION DAY	EARLY VOTE	TO PROVIS	VOTE T
Shubert Village Board						
Vote for 3						
(WITH 1 OF 1 PRECINCTS COUNTED)						
Gina Steele.	35	32.11	30	5		0
Zeb Shafer	49	44.95	43	6		0
WRITE-IN.	25	22.94	22	3		0
**Nathan Handley	6					
Randy Marquez	4					
Nicki Shubert	2					
Don Splichal	2					
Other single votes	11					
Over Votes	0		0	0		0
Under Votes	95		85	10		0

Stella Village Board						
Vote for 3						
(WITH 1 OF 1 PRECINCTS COUNTED)						
Cornette McFadden.	26	9.49	25	1		0
Danny Sullwold.	41	14.96	35	6		0
Adam Stanley	77	28.10	66	10		1
Heath Stanley	74	27.01	65	9		0
Allen W. McNeely	56	20.44	52	4		0
WRITE-IN.	0		0	0		0
Over Votes	0		0	0		0
Under Votes	35		33	0		2

Verdon Village Board Automatic Recount was held on Friday, November 9, 2012 11:00 a.m. No change in votes.

Vote for 3						
(WITH 1 OF 1 PRECINCTS COUNTED)						
Bill Guilliams.	49	24.14	44	5		0
Brenda Streit	48	23.65	42	6		0
Gary L. Cochran	53	26.11	47	6		0
James A. Cockerham	49	24.14	41	8		0
WRITE-IN.	4	1.97	4	0		0
Over Votes	0		0	0		0
Under Votes	49		35	14		0

Dissolve Weed Board

Vote for 1						
(WITH 15 OF 15 PRECINCTS COUNTED)						
Yes	2,344	69.37	1,738	578		28
No.	1,035	30.63	782	244		9
Over Votes	1		0	1		0
Under Votes	408		307	98		3

Proposed Amendment 1

Vote for 1						
(WITH 15 OF 15 PRECINCTS COUNTED)						
For	2,739	81.79	2,030	680		29
Against	610	18.21	471	133		6
Over Votes	1		1	0		0
Under Votes	438		325	108		5

RUN DATE:11/09/12 02:53 PM

REPORT-EL45A PAGE 008

TOTAL VOTES % ELECTION DAY EARLY VOTE TO PROVIS VOTE T

Proposed Amendment 2

Vote for 1

(WITH 15 OF 15 PRECINCTS COUNTED)

For	2,546	75.46	1,889	626	31
Against	828	24.54	627	196	5
Over Votes	3		2	1	0
Under Votes	411		309	98	4

Proposed Amendment 3

Vote for 1

(WITH 15 OF 15 PRECINCTS COUNTED)

For	1,286	36.87	964	307	15
Against	2,202	63.13	1,636	544	22
Over Votes	1		1	0	0
Under Votes	299		226	70	3

Proposed Amendment 4

Vote for 1

(WITH 15 OF 15 PRECINCTS COUNTED)

For	794	22.44	585	199	10
Against	2,745	77.56	2,050	667	28
Over Votes	0		0	0	0
Under Votes	249		192	55	2

*E

OFFICIAL CANVASS RESULTS